


1. Go to this website: <https://buyandapply.nexus.org.uk/>
2. Click on **Register an existing card**

Find the right card

Register an existing card


Under 16 Pop

Children can travel at concessionary child fares all day, every day on all public transport in Tyne and Wear if they have an Under 16 Pop card. Under 16 Pop



Pop blue

Pop blue is the smart way to pay for your travel if you're aged 21 or under. Just load a balance on to your Pop blue card and use it to nav for your inurveys



3. Follow the instructions on this form, then click NEXT to create the log-in details (register your email and password). You can use the address of your accommodation in the UK. The card type is **POP PAYG** (POP Pay As You Go).




You must complete all fields marked with *

Your details

Card ID * Last 8 digits of your card number
[What's this?](#)

Card Type *

Date of birth * 
 Please enter your date of birth (or your child's if you're applying on their behalf)

Postcode *

Address line 1 *

Address line 2

Address line 3

Town or city *

County

Next

4. Once you have registered the card and can log in to NEXUS, go to this website: <https://www.nexus.org.uk/ticket-information/pop/payg> to put money on the card – top it up. You will be given a choice of how much money you need to put on it: £10, £20, £30, etc.
 Important: you can only use a card issued by a UK bank to make the payment.